



ComfiMotion Collection

Luxurious adjustable bed collection for an enhanced sleeping experience



 **aspire**
ComfiMotion®



ComfiMotion

collection

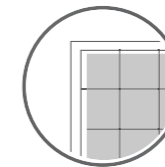
We believe that creating a supportive and luxurious sleep environment can significantly improve health and wellbeing.

Our ComfiMotion Collection is designed to blend seamlessly into the home environment, whilst improving comfort and independence.


Create Your ComfiMotion




Bed Function



Headboard Style



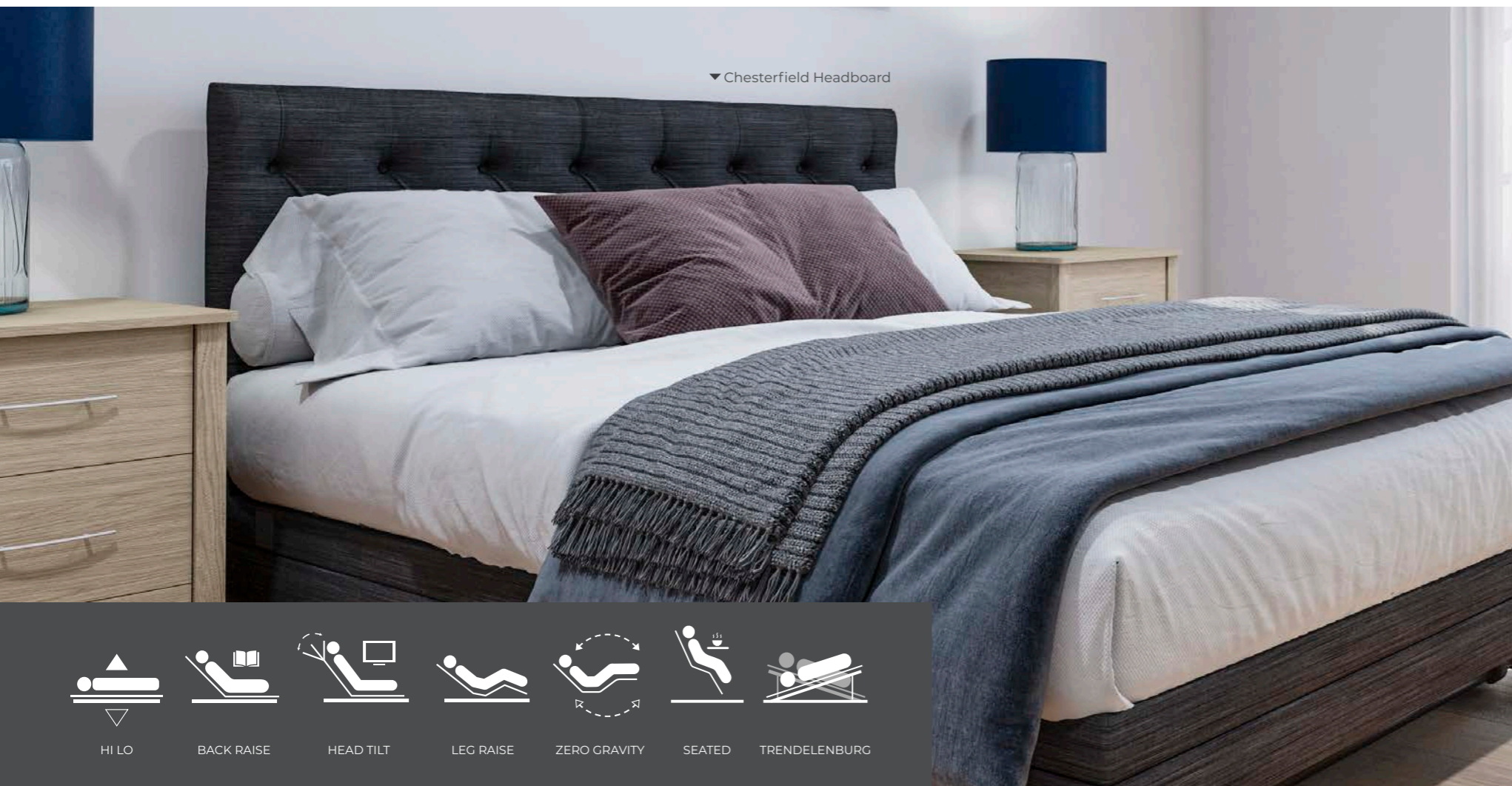
Mattress Support



Accessories

Activ Care

 Ultra Low Adjustable Bed



Supporting the modern, independent lifestyle.

The Activ Care bed combines the best of in-home care, functionality, positioning and low height safety with luxurious and contemporary style for enhanced comfort, care and wellbeing.

Features

- **Ultra Low Height:** Minimum platform height of 195mm reduces falls risk, improving user safety.
- **Customisable Safe Entry/Exit Height:** Programmable single button press ensures perfect bed height to maximise independence.
- **Underbed Clearance:** Provides clear access for patient lifters and overbed tables.
- **Battery Backup:** Provides confidence and maintains independence during power outages.
- **Night Assist:** Luminous underbed halo for safe entry and exit.
- **Illuminated Handset:** Large button interface is intuitive and highly visible at all times.
- **Massage:** Relaxing vibration modes for personalised neck, shoulder and back relief.

Functions

Hi-Lo Functionality: Assists with manual handling and helps to mitigate fall risks.


Head Tilt: Relaxes neck muscles, providing optimal support whilst reading or watching TV.

Back Raise: Improves postural support and can ease symptoms of reflux, respiratory conditions, snoring and sleep apnoea.

Auto-Regression in the Backrest: Stops the user sliding down the bed during movement while improving comfort and maximising pressure redistribution.

Clinical Positioning: One touch raises back and legs to alleviate cardiac exertion, improving resting comfort.

Upholstery



Portobello Grey

Leg Raise: Promotes circulation, relieving tired, swollen, fatigued or painful limbs.

Memory Function: Allows the user to set and return to their preferred position at any time with one click of a button.

Zero Gravity: Helps to relax the circulatory system and muscles of the lower back.

Seated Position: Assists with bed entry and exit and upright dining.

Trendelenburg (and Reverse): Can assist care givers when repositioning a user*.

Lockable Castors: Eight heavy duty dual castors.

**Carers should seek advice from a trained Allied Health professional for correct manual handling techniques.*



▲ Companion Sleeping
See Configurations section for more companion options.



Sizes

Long Single
2030 x 920 x 195 – 700mm BEB046740
King Single
2030 x 1070 x 195 – 700mm BEB046750

Long Double
2030 x 1370 x 195 – 700mm BEB046760
Queen
2030 x 1520 x 195 – 700mm BEB046770


10 YEAR LIMITED WARRANTY



Visit comfimotion.com.au for Limited Warranty T&C's

Care

Adjustable Bed



For comfort you deserve.

The Care adjustable bed blends seamlessly into the home without compromising on the therapeutic needs of the user or safety of partners or carers. Select from multiple position options designed to maximise independent mobility and improve sleep quality.

Features

- **Night Assist:** Luminous underbed halo for safe entry and exit throughout the night.
- **Illuminated Handset:** Large button interface is intuitive and highly visible at all times.
- **Enclosed Frame Design:** Ensures optimal positioning when getting into bed and safely covers the moving base platform.
- **Safe-Lowering Technology:** Ensures that back, leg and Hi-Lo functions only lower under the force of gravity, reducing potential for accidents or injuries.
- **Box-on-Box Design:** Facilitates easier entry and exit and allows true flush positioning of beds in companion or dual adjustable bed configurations.



HI LO



BACK RAISE



LEG RAISE



ZERO GRAVITY



SEATED



TRENDELENBURG

Functions

Hi-Lo Functionality: Assists with manual handling and helps to mitigate fall risks.

Back Raise: Improves postural support and can ease symptoms of reflux, respiratory conditions, snoring and sleep apnoea.

Clinical Positioning: Raises back and legs to alleviate cardiac exertion, improving resting comfort.

Leg Raise: Promotes circulation, relieving tired, swollen, fatigued or painful limbs.

Zero Gravity: Helps to relax the circulatory system and muscles of the lower back.

Seated Position: Assists with bed entry and exit and upright dining.

Trendelenburg (and Reverse): Can assist care givers when repositioning a user*.

Lockable Castors: Four heavy duty castors.

*Carers should seek advice from a trained Allied Health professional for correct manual handling techniques.

Upholstery




Portobello Grey

Variable Bed Height Options



LOW HEIGHT
280 – 580mm with Low Profile Bed Legs



STANDARD
350 – 650mm with Standard Castors



ACCESSIBILITY
400 – 700mm with Large Castors (optional)



▲ Companion Sleeping



Sizes

Long Single
2030 x 920 x 280 – 580mm¹ BEB046720

King Single
2030 x 1070 x 280 – 580mm¹ BEB046730

1. With Low Profile Bed Legs.



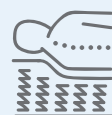
Visit comfimotion.com.au for Limited Warranty T&C's

Mattresses

 Engineered for Motion

Pocket Spring

The ComfiMotion Pocket Spring mattress offers zoned support springs that respond and contour to the individual body shape to improve comfort, maximising support and sleep quality.



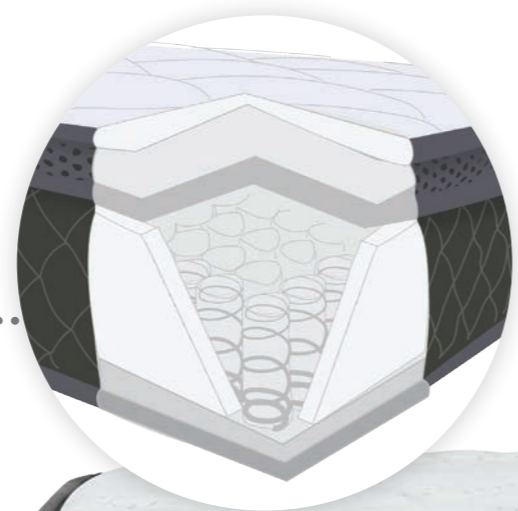
Transitional Layered Pocket Springs arranged in weight activated support zones.



Integrated Side-Walls create roll resistance at the bed edge and provide extra rigidity to ease bed entry and exit.



Luxuriously Soft Pillowtop Layer provides a plush immersive feeling complimented by the responsive pocket springs.



Our ComfiMotion Pocket Spring and Memory Foam mattresses are designed with the flexibility to follow the contouring profile of an adjustable bed.

Memory Foam

The ComfiMotion Memory Foam mattress contours to the user's body, providing personalised comfort and transitional pressure relief. Integrated side-walls increase roll resistance at the bed edge and assist users, partners or carers with extra rigidity to ease bed entry and exit.



Contoured Immersion: Specially layered memory foam provides contoured immersion for support and pressure relief.



Superior Breathability: Up to 8x more breathable than conventional memory foams.



Anti-microbial: Environmentally safe treatment is added to the foam which reduces odours and kills 99.9% of bacteria.



Eco-friendly GECA Foam is produced using cleaner chemicals and production technology.



▲ Classic Pocket Spring Mattress

▲ Classic Memory Foam Mattress

Also available with Incontinence Cover



Pocket Spring

Pocket Spring Mattress – Long Single
2030 x 920 x 240mm [BEM469800](#)
Pocket Spring Mattress – King Single
2030 x 1070 x 240mm [BEM469810](#)

Pocket Spring Mattress – Long Double
2030 x 1370 x 240mm [BEM469820](#)
Pocket Spring Mattress – Queen
2030 x 1520 x 240mm [BEM469830](#)

5 YEAR LIMITED WARRANTY

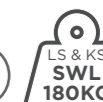


Memory Foam

Memory Foam Mattress – Long Single Classic
2030 x 920 x 200mm [BEM469910](#)
Memory Foam Mattress – King Single Classic
2030 x 1070 x 200mm [BEM469920](#)
Memory Foam Mattress – Long Double Classic
2030 x 1370 x 250mm [BEM469922](#)
Memory Foam Mattress – Queen Classic
2030 x 1520 x 250mm [BEM469924](#)

Memory Foam Mattress – Long Single Incontinence
2030 x 920 x 200mm [BEM469930](#)
Memory Foam Mattress – King Single Incontinence
2030 x 1070 x 200mm [BEM469940](#)
Memory Foam Mattress – Long Double Incontinence
2030 x 1370 x 250mm [BEM469942](#)
Memory Foam Mattress – Queen Incontinence
2030 x 1520 x 250mm [BEM469944](#)

10 YEAR LIMITED WARRANTY



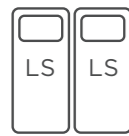


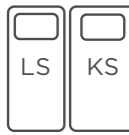


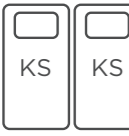


Visit comfimotion.com.au for Limited Warranty T&C's

Configurations

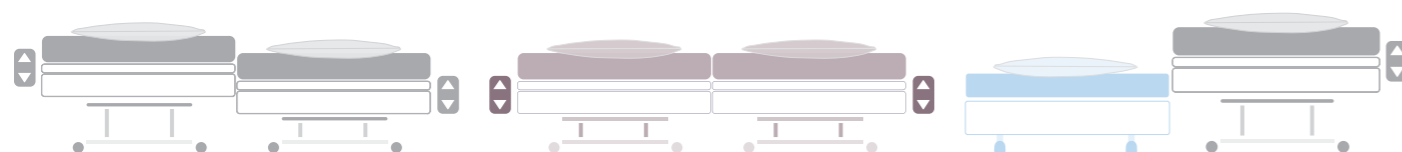
for Companions

Whichever ComfiMotion package you select, rest assured there is a companion solution available to suit those wishing to sleep alongside any ComfiMotion Adjustable bed.

What to Order

Configurations	Bed 1	Bed 2	
 <p>KING 2030 x 1840</p>			<ul style="list-style-type: none"> Care (LS) BEB046720 Care (KS) BEB046730 Activ Care (LS) BEB046740 Activ Care (KS) BEB046750 Fixed Companion (LS) BEB046800
 <p>KING PLUS 2030 x 1990</p>			
 <p>SUPERKING 2030 x 2140</p>			

Long Double and Queen Beds can not be paired with other beds within the range.



Dual Adjustable Beds

Designed to sit flush when positioned together to enable close monitoring and enhanced care. This configuration offers the flexibility of independent adjustability, without compromising on the sense of inclusivity and intimacy between partners.

Split King Upgrade Kit

Ensures simultaneous Hi-Lo platform movement whilst still allowing individual positioning requirements when beds are in partner configuration.

Split King Upgrade Kit
BEB830230

Fixed Companion Bed

Matching single bed without any adjustability designed to sit flush when positioned together. It facilitates a side-by-side sleeping arrangement at a fixed height of 370mm, without compromising on the users care and assistance requirements.

Fixed Companion Bed - (LS)
2030 x 920 x 370mm BEB046800

- LS - Long Single
- KS - King Single
- LD - Long Double
- Q - Queen
- K - King

Headboards

Allure
BEA830120 - Long Single
BEA830130 - King Single
BEA830132 - Long Double
BEA830134 - Queen
BEA830136 - King

Chesterfield
BEA830100 - Long Single
BEA830110 - King Single
BEA830112 - Long Double
BEA830114 - Queen
BEA830116 - King

Pillows

Breeze
BEP050100

Plush
BEP050110

Accessories

Crook Handle Bed Stick
BEA830200 - Care Bed
BEA830211 - Activ Care Bed

Provides multiple grip points to assist repositioning in bed, and safe entry and exit.

Bed Rail
BEA830210 - Care Bed
BEA830212 - Activ Care Bed

Improves bed edge awareness and offers multiple grip points for repositioning and bed mobility.

Split King Upgrade Kit
BEA830230 - Activ Care Bed
LS & KS only

Ensures simultaneous Hi-Lo platform movement whilst still allowing individual positioning requirements when beds are in partner configuration.

Large Accessibility Castors
MWT451080
(suits Care Bed only, 4 x required)

Larger castors raise the bed frame to 155mm, facilitating overbed table and patient lifter access.

Battery Backup
BEA830220 - Care Bed
*Standard on Activ Care Bed

Provides peace of mind in the event of a power outage.

Simplified Handset
BEA830214 - Activ Care Bed

For clients with reduced cognitive ability.

Partner Handset
BEA830213 - Activ Care Bed

Allows double and queen beds to be operated from either side of the bed.

Collection Summary

Beds

Care Adjustable Bed - (LS) [BEB046720](#)
 Care Adjustable Bed - (KS) [BEB046730](#)
 Activ Care Adjustable Bed - (LS) [BEB046740](#)
 Activ Care Adjustable Bed - (KS) [BEB046750](#)
 Activ Care Adjustable Bed - (LD) [BEB046760](#)
 Activ Care Adjustable Bed - (Q) [BEB046770](#)
 Fixed Companion Bed - (LS) [BEB046800](#)

Mattresses

Pocket Spring Mattress - (LS) [BEM469800](#)
 Pocket Spring Mattress - (KS) [BEM469810](#)
 Pocket Spring Mattress - (LD) [BEM469820](#)
 Pocket Spring Mattress - (Q) [BEM469830](#)
 Memory Foam Mattress - Classic (LS) [BEM469910](#)
 Memory Foam Mattress - Classic (KS) [BEM469920](#)
 Memory Foam Mattress - Classic (LD) [BEM469922](#)
 Memory Foam Mattress - Classic (Q) [BEM469924](#)
 Memory Foam Mattress - Incontinence (LS) [BEM469930](#)
 Memory Foam Mattress - Incontinence (KS) [BEM469940](#)
 Memory Foam Mattress - Incontinence (LD) [BEM469942](#)
 Memory Foam Mattress - Incontinence (Q) [BEM469944](#)

Pillows

Breeze Pillow [BEP050100](#)
 Plush Pillow [BEP050110](#)

Headboards

Allure Headboard - (LS) [BEA830120](#)
 Allure Headboard - (KS) [BEA830130](#)
 Allure Headboard - (LD) [BEA830132](#)
 Allure Headboard - (Q) [BEA830134](#)
 Allure Headboard - (K) [BEA830136](#)
 Chesterfield Headboard - (LS) [BEA830100](#)
 Chesterfield Headboard - (KS) [BEA830110](#)
 Chesterfield Headboard - (LD) [BEA830112](#)
 Chesterfield Headboard - (Q) [BEA830114](#)
 Chesterfield Headboard - (K) [BEA830116](#)

Accessories

Crook Handle Bed Stick - Care Bed [BEA830200](#)
 Crook Handle Bed Stick - Activ Care Bed [BEA830211](#)
 Bed Rail - Care Bed [BEA830210](#)
 Bed Rail - Activ Care Bed [BEA830212](#)
 Large Accessibility Castors - Care Bed [MWT451080](#)
 Battery Backup - Care Bed [BEA830220](#)
 Split King Upgrade Kit - Activ Care Bed [BEA830230](#)
 Simplified Handset - Activ Care Bed [BEA830214](#)
 Partner Handset - Activ Care Bed [BEA830213](#)

Clinical

Considerations

Accessibility and Inclusivity: Unexposed bed surround with padded upholstery removes gaps between beds in co-sleeping arrangements and promotes safe entry and exit.

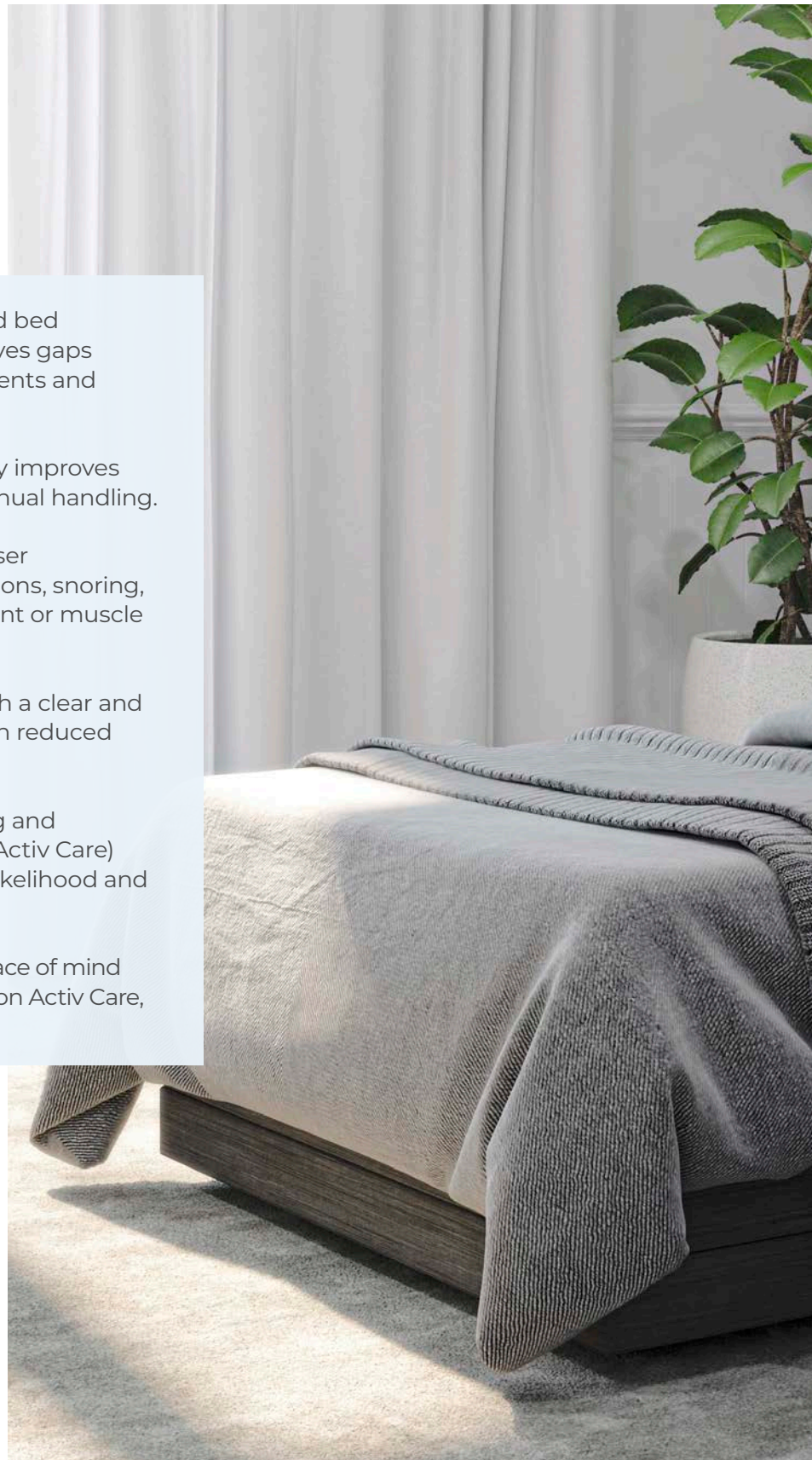
User Independence: Height adjustability improves user mobility and assists carers with manual handling.

Flexible Positioning: Caters to various user requirements such as respiratory conditions, snoring, sleep apnoea, pressure redistribution, joint or muscle pain, lymphoedema and swelling.

Vision and Hand Function: Handset with a clear and intuitive button display, assists users with reduced vision or hand function.

Falls Prevention: Integrated bed lighting and a minimum platform height of 195mm (Activ Care) and 280mm (Care) helps to reduce the likelihood and severity of falls in the home.

User Safety: Battery backup provides peace of mind in the event of a power outage (Standard on Activ Care, optional accessory on Care).



ASBR28.74 211122