



# PORTABLE RAMPS



# INVACARE®

## Portable Ramps




*Invacare Portable Ramps are manufactured with a unique combination of uni-directional glass and carbon fibre materials to create an extremely strong and lightweight ramp suitable for a wide range of uses.*


*Tested to AS/NZ Standards, up to 300kg\*, Invacare Portable Ramps can be deployed in seconds, requiring no assembly and is immediately ready for use!*



Carry bag for Personal and Multipurpose models



Marked 'TOP' to show head of ramp, grip tape, pads at both ends



Multi-paneled, hinge system folds with a concertina action, allowing it to be folded to a single compact unit

Features	Benefits
<b>Invacare Portable Ramps can be quickly folded into a single compact unit</b>	PORTABLE - Allowing for easy storage or transport in any vehicle or home environment
<b>Made from a unique combination of uni-directional glass and carbon fibre materials</b>	LIGHTWEIGHT - Invacare Portable Ramps are very strong, yet light enough to be portable
<b>Multi-paneled design held together with a patented hinge system connected by webbing</b>	COMPACT - Enables Invacare Portable Ramps to fold with a concertina action, allowing for a much smaller width when folded
<b>Clearly marked and grip tape covered, Invacare Portable Ramps are also fitted with pads at the top and base</b>	SAFE - Invacare Portable Ramps provide a non-slip surface, for all weather conditions
<b>Invacare Portable Ramps are tested to AS/NZ Standards, up to 300kg!*</b>	STRONG - For security and peace of mind
<b>Invacare Portable Ramps require no assembly</b>	SIMPLE-TO-USE - Allowing the ramp to be deployed in seconds, and immediately ready for use!





## INVACARE® Portable Ramps

*SIMPLE-TO-USE - Invacare Portable Ramps can be deployed in seconds, requiring no assembly and is immediately ready for use!*



*Invacare Portable Ramps are available in 4 models, in a wide range of sizes;*

*PERSONAL - Portable, lightweight ramp that allows easier access in and around the home or workplace. Ideal for climbing kerbs or similar obstacles.*

*MULTIPURPOSE - Longer and wider, designed to cope with a wider range of obstacles making it more suitable for commercial and travel situations. Invaluable when venturing outdoors.*

*SENIOR - Flexible range of ramps to cope with obstacles from 22.5-87cm in height. 10 sizes available.*

*EDGE BARRIER LIMITER (EBL) - Added security of edge barriers, particularly suited to providing instant access to buses, trains and buildings where a permanent ramp is impractical. 9 sizes available.*

Model/Length (cm)	Max Height Capacity	Ramp Width	Ramp Weight
Personal 070	11.5cm	74.5cm	3.9kg
Multipurpose 087	14.5cm	83.5cm	5.8kg
Multipurpose 100	16.5cm	83cm	7.5kg
Senior 090	15.0cm	75cm	6.4kg
Senior 120	19.5cm	75cm	8.0kg
Senior 135	22.0cm	75cm	8.1kg
Senior 150	24.5cm	75cm	10.0kg
Senior 165	13.5cm	75cm	11.4kg
Senior 185	15.5cm	75cm	11.9kg
Senior 200	16.5cm	75cm	12.3kg
Senior 250	20.5cm	75cm	17.3kg
Senior 300	25.0cm	75cm	22.1kg
Senior 350	29.0cm	75cm	24.7kg
EBL 090	15.0cm	75cm	7.4kg
EBL 120	19.5cm	75cm	9.7kg
EBL 135	22.0cm	82cm	11.1kg
EBL 150	24.5cm	82cm	12.0kg
EBL 165	13.5cm	82cm	13.3kg
EBL 200	16.5cm	82cm	16.3kg
EBL 250	20.5cm	82cm	22.2kg
EBL 300	25.0cm	82cm	27.3kg
EBL 350	29.0cm	82cm	28.6kg

\*Nominal weights may vary due to local specification. Please confirm with your Invacare Portable Ramp Dealer.





“ When you combine the power of **innovation** and **care**, the result is **Invacare.** ”



#### **Invacare Australia Pty Ltd**

ABN 45 074 676 378  
PO Box 5002, 1 Lenton Place,  
North Rocks, NSW 2151,  
Australia.  
Freephone: 1800 460 460  
Fax: 1800 814 367  
Email: [orders@invacare.com.au](mailto:orders@invacare.com.au)  
Web: [www.invacare.com.au](http://www.invacare.com.au)

#### **Invacare New Zealand**

PO Box 62-124, 4 Westfield Place,  
Mt. Wellington, Auckland,  
New Zealand.  
Freephone 0800 468 222  
Freefax 0800 807 788  
Email [sales@invacare.co.nz](mailto:sales@invacare.co.nz)  
Web: [www.invacare.co.nz](http://www.invacare.co.nz)

#### **Invacare Asia Ltd.**

PO Box 5002, 1 Lenton Place,  
North Rocks, NSW 2151,  
Australia.  
Phone: +61 2 8839 5330  
Fax: +61 2 8839 5331  
Email: [exportsales@invacare.com.au](mailto:exportsales@invacare.com.au)  
Web: [www.invacare.com](http://www.invacare.com)

For more pre-sales information about this wheelchair, please consult the applicable website.

For information about typical user description, intended use, adjustments and transportation, please refer to the product user guide.

PB7192/1214



**Yes, you can.**