



## HOME CARE BED RANGE

The practical convenience  
of a nursing bed with a  
modern design suited to the  
home care environment



[www.aspirecare.com.au](http://www.aspirecare.com.au)  
1300 133 120





The Aspire Premium Homecare Bed combines a sleek, stylish design with superior comfort and functionality.

With 5 profiling functions to suit all comfort, positioning and care needs, the Premium Homecare Bed has received personal design attention allowing it to fit subtly into any home environment. Head & foot boards with adjustable side rails in a beech timber finish form a traditional bed surround when lowered to compliment a homely interior and care facilities alike.

The robust bed can also be easily assembled and dismantled for ease of transport and storage when not in use.



**BEECH SIDE RAILS**  
Sleek timber panelled side rails are also available in a longer size to fit the integrated bed extension



**INTEGRATED BED EXTENSION**  
Offers length adjustment catering to a wider range of users



**BEECH HEAD & FOOT BOARDS**  
Sophisticated timber panelling to suit the homecare environment



**FOUR TOTAL-LOCK CASTORS**  
Contain an integrated mechanism preventing castor roll and directional rotation



# PREMIUM HOMECARE BED

**BEBO46050K** (Includes Bed, Self Help Pole, Beech Head & Foot Boards and Side Rails)



## HIGHLY ADJUSTABLE

Five electric profiling functions to suit all comfort and positioning needs:

- High Low
- Backrest (60°)
- Knee Bend (30°)
- Trendelenburg (10.5°)
- Combined Backrest Knee Bend

Recommended mattress:  
Lifecomfort Deluxe AC (BEM046510)



Combined Backrest & Knee Bend



Large Lifting Range



# COMMUNITY CARE BED

**BEBO46050** (Includes Bed & Self Help Pole)



## SELF-HELP POLE

Height, rotation and position adjustable to assist user positioning and transfers



## TIMOTION ELECTRONICS

High contrast hand control with lock out functionality



## FOLDING SIDE RAILS

Ensures user remains safely in the bed and prevents falls risk (BEA016585 - optional accessory)



## TRANSPORTABLE DESIGN

Can be dismantled without tools for convenient storage or transportation (Transport Kit - BEA029870 - optional accessory)

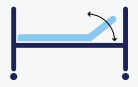


The Aspire Community Care Bed is an economical solution for effective and safe patient care.

Designed for the home environment with 5 profiling functions to suit all comfort and positioning needs, it is also the perfect rental fleet workhorse with a robust frame that is easily assembled and dismantled for regular transportation and storage.


# Technical Specifications:

BACKREST  
INCLINE/DECLINE



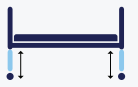
60°

KNEE BEND  
INCLINE/DECLINE



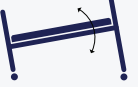
30°

BED HEIGHT RANGE




220 - 710 mm

TRENDELENBURG  
TILT




10.5° (both ends)

BED LENGTH



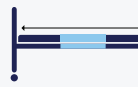
2140 - 2240mm

BED WIDTH




1025 mm

MATRESS PLATFORM  
LENGTH



2020 - 2120 mm

WEIGHT  
CAPACITY



Safe Working Load: 220kg  
Max. Patient Load: 180kg

3  
YEAR  
WARRANTY  
FRAME

2  
YEAR  
WARRANTY  
ELECTRONICS

1  
YEAR  
WARRANTY  
HANDSET

✓ DVA Contracted

✓ Tested and Compliant with  
IEC60601-2:52:2010

✓ Homecare Bed is registered in  
the ARTG, AUST R ARTG 236829

# Optional Accessories:



Folding Side Rails  
BEA016585



IV Pole  
BEA016592



Transport Kit  
BEA029870



Shroud Ends - Beech  
BEA029845




Side Rails - Beech  
BEA029865




Extended Side Rails - Beech  
BEA029866


# ASSOCIATED PRODUCTS




LIFTERS & SLINGS




TRANSFER AIDS




LIFT & RECLINE CHAIRS




THERAPY & EXERCISE




CRUTCHES,  
FRAMES & STICKS




SCOOTERS




OVERBED TABLES




BED STICKS & POLES




FOAM MATTRESSES




AIR MATTRESSES




COMMODOES  
URINALS & BED PANS




SIGNATURE CHAIR




SHOWER STOOLS & CHAIRS




RAISED TOILET SEATS




SHOWER COMMODOES




VOGUE WALKERS




SEAT WALKERS




WHEELCHAIRS




STD POWER WHEELCHAIRS



PRESSURE CUSHIONS



DAY CHAIRS



AGED CARE BEDS

Distributed by: